

The KONE logo is located in the top left corner, consisting of the letters 'K', 'O', 'N', and 'E' each inside a separate blue square.

KONE

Redefine the user experience

Materials, accessories and user interface devices for KONE MonoSpace® DX Performance

www.kone.com

Dedicated to
People Flow™

Contents

Introduction	3
Essential range	4
Refined range	7
Elegant range	11
Mix and match	15
KONE Digital Experience Cars	16
Solutions for scenic elevators	18
Solutions for durability	19
Solutions for accessibility	21



Redefine the user experience

The interior of an elevator significantly contributes to the overall architectural ambiance of a building. Similar to any other enclosed space, an elevator that is user-friendly, adorned with appealing finishes, adaptable color schemes, intelligent lighting, a harmonious soundscape, and digital media content has the potential to elevate the stature of your building.

We have created predefined elevator interior ranges for you to choose from or you can always mix and match between ranges to find the optimal solution.

Build greener

Materials are compliant with LEED low-emitting materials, BREEAM indoor air quality and Nordic Swan material precondition requirements.



Making everyday smoother



Pleasant continuity through spaces



Authentic and true interiors



Elevator ride more than the destination

Reference car interior

Wall: Wool Gray (PP20FT)

Ceiling: CL80, Silver Brushed (ST4)

Floor: Laurent Black (D34)

Mirror: Partial Width, Partial Height (MR1)

COP: KSC 186, Asturias Satin (F)

Handrail: HR31, LBE (Black)

Skirting: None

Landing: KSL186 & KSH280

Essential

Making everyday smoother

Curated selection incorporating practical materials and accessories enhances everyday functionality, delivering excellent value for both residential and public buildings.



Walls

Painted steel



PP10FT
Pure White,
fine textured
(RAL9010)



PP18FT
Linen Brown,
fine textured
(RAL1015)



PP20FT
Wool Gray,
fine textured
(RAL0808005)



Metallic painted steel



METP8
Morning Mist Gold



METP9
Warm Stone Gold




METP10
Bronzed Dusk Gold



Wooden printed steel



WS1
Light wooden



WS2
Warm wooden



WS3
Dark wooden



WS4
Black oak



WS5
White oak



Metallic printed steel



MS1
Metallic
Champagne



MS2
Metallic Coffee



MS3
Metallic Grey



Local wall



0
Raw surface for
local finishing




UPGRADE OPTION

Pattern printed steel



RS1
White rock pattern
printed steel



RS2
Grey rock pattern
printed steel



UPGRADE OPTION

Brushed stainless steel



F
Asturias Satin



Sustainability as our core value

We choose sustainability every day. Our objective is to be a leader in sustainability – not only in our own industry, but also beyond. We want to help our customers make cities better places to live and be their most trusted partner for them throughout their building life cycle.

Note:

- Upgrade option
- Nordic Swan Ecolabel
- LEED/BREEAM

Floors

Single-color pvc



D6
Light Brown



D25
Rocky Gray



D32
Nordic White



D33
Sandstone Brown



D34
Laurent Black

Local flooring



0
Raw surface for
local finishing

UPGRADE OPTION

Rubber



RC7
Coin pattern

Doors

Painted steel



PP10FT**
Pure White
(RAL 9010)



PP18FT**
Linen Brown
(RAL1015)




PP20FT**
Wool Gray
(RAL0808005)


Metallic painted steel



METP8
Morning Mist Gold



METP9
Warm Stone Gold




METP10
Bronzed Dusk Gold

Painted steel




P51 *
Misty Grey
(RAL 9006)



P63*
Cottongrass White
(RAL 9003)

Local door



Z
Raw surface for local paint
for decorative panels

UPGRADE OPTION Painted steel



Custom RAL color*

UPGRADE OPTION Brushed stainless steel



F
Asturias Satin*

Note:

U Upgrade option

Q LEED/BREEAM

* Not available on base / mid / high duty doors

** Not available on KES 800

Ceilings

Suspended with direct lighting



CL80 / CL80FF* / CL80FFL*
Lighting: LED spot
Finish: ST4, PP10FT
[U](#) [LEED/BREEAM](#)



CL91
Lighting: LED tubes
Finish: ST4, PP10FT



CL82
Lighting: LED spot
Finish: ST4, PP10FT
[U](#) [LEED/BREEAM](#)



CL96V / CL96FFL*
Lighting: LED PCB
Finish: ST4, PP10FT
[U](#) [LEED/BREEAM](#)

Finishes

-  Silver AISI304 (ST4) [U](#) [LEED/BREEAM](#)
-  Pure white (PP10FT) [LEED/BREEAM](#)
-  Silver Mirror (MP1) [U](#) [LEED/BREEAM](#)

Integrated with direct lighting



LF18
Lighting: LED strip
Finish: ST4, PP10FT, MP1



LF21S
Lighting: LED strip plus spot light
Finishing: PP10FT, ST4,



LF80S
Lighting: LED spot
Finish: ST4, PP10FT, MP1



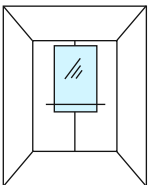
LF91S
Lighting: LED tubes
Finish: ST4, PP10FT



LF71S
Lighting: LED strip
Finishing: ST4

Mirrors

Standard mirror



MR1
Partial width
Partial height

Handrails



HR31
Round aluminum with
black plastic end



HR64 (EN81-70)
Silver AISI304 (ST4)

Note:

- [U](#) Upgrade option
- [LEED/BREEAM](#)

* Available for firefighter elevator complying with EN81-72

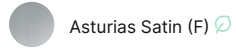
Car operating panel (COP)

COP



KSC 186

Faceplate finishes



Mounting type

COP: surface
Button: surface

COP Display



5,7" LCD

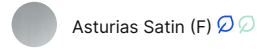
UPGRADE OPTION

COP



KONE Interact 10

Faceplate finishing



Mounting type

COP: Flush
Button: Surface mounted

COP display



5,7" LCD

COP lens



Black,
round

Black,
rectangular

Landing user interface (Surface mounted)

Landing call stations



KSL 186

KSL 280

Landing call stations with indicator



KSL 284

KSL 286
simplex

KSL 286
duplex

KONE Interact 10

Hall displays



KSH 280






KSI 286

Car hall lantern



KSJ 280

Note:

-  Upgrade option
-  Nordic Swan Ecolabel
-  LEED/BREEAM

Reference car interior

Wall: Flemish Linen (TS1)

Ceiling: CL109, silver brushed (ST4)

Floor: Volakas White (M12R)

Mirror: Full Width, Partial Height (MR1)

COP: KONE Interact 10, F Asturias Satin (square)

Handrail: HR64, Silver Brushed (ST4)

Skirting: Silver Brushed (ST4)

Landing: KSL186 & KSI280

Refined

Pleasant continuity through spaces

Durable surfaces with enhanced versatility provide significant value across various building types, spanning from residential homes to retail, offices, and high-rise structures. With a diverse range of elements that can be easily interchanged, there's ample opportunity for mix-and-match customization to discover the optimal solution for each space.



Walls

Brushed stainless steel



ST4AFP
Silver stainless steel
(Anti-fingerprint)
🌀


Mirror-polished stainless steel



MP1
Silver Mirror
🌀

UPGRADE OPTION

Resistant stainless steel



K
Scottish Quad
🌀 U



TS1
Flemish Linen
🌀 U

Floors

Composite stone



M5R
Pebble Gray
E 🌀




M12R
Volakas white
E 🌀

Marble tile



MT1
Elegant Black
🌀 U



MT2
Frosty Gray
🌀 U



MT3
White Marble
🌀 U

Doors

Brushed stainless steel



ST4AFP**
Silver stainless steel
(Anti-fingerprint)
🌀



F2*
Asturias Satin
(Anti-fingerprint)
🌀


Mirror-polished steel



H / MP1
Silver Mirror
🌀

UPGRADE OPTION

Resistant stainless steel



K
Scottish Quad
🌀 U



TS1
Flemish Linen
🌀 U



Note:

- 🌀 Upgrade option
- E Extended lead time
- 🌀 LEED/BREEAM
- * Not available on base / mid / high duty doors
- ** Not available on KES 800

Ceilings

Suspended with direct lighting



CL80 / CL80FF* / CL80FFL*
Lighting: LED spot
Finish: MP1



CL82
Lighting: LED spot
Finish: MP1



Suspended with luminous lighting



CL71
Lighting: LED stripes
Finish: ST4



CL72
Lighting: LED tubes
Finish: ST4, PP10FT









Suspended with indirect lighting



CL109
Lighting: LED PCB
Finish: ST4, PP10FT



Ceiling finishes

-  Silver AISI304 (ST4) 
-  Pure white (PP10FT) 
-  Silver Mirror (MP1) 

Handrails



HR24R
Silver AISI304 (ST4)





HR61
Silver AISI304 (ST4)






HR64 (EN81-70)
Silver AISI304 (ST4)

Handrail finishes

-  Silver AISI304 (ST4) 

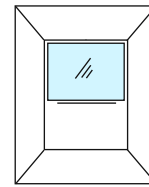
Note:

-  Upgrade option
-  Nordic Swan Ecolabel
-  LEED/BREEAM

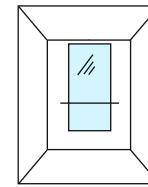
* Available for firefighter elevator complying with EN81-72

Mirrors

Standard mirror



MR1
Full width
Partial height



MR1
Partial width
Mid height









KONE Interact*

Car operating panel (COP)



KONE Interact 20


Faceplate finishing

-  Silver (ST4AFP) 
-  Asturias Satin (F)  
-  316 grade stainless steel (A)  

Mounting type

COP: Flush
Button: Surface mounted

COP display



7" full graphic



10.1" Smart TFT



COP lens



Black, round



Black, rectangular

UPGRADE OPTION

COP lens



Magic Mirror, round



Landing user interface (surface mounted)

Landing call stations



KONE Interact 20

Hall display



KONE Interact 20




Refined design

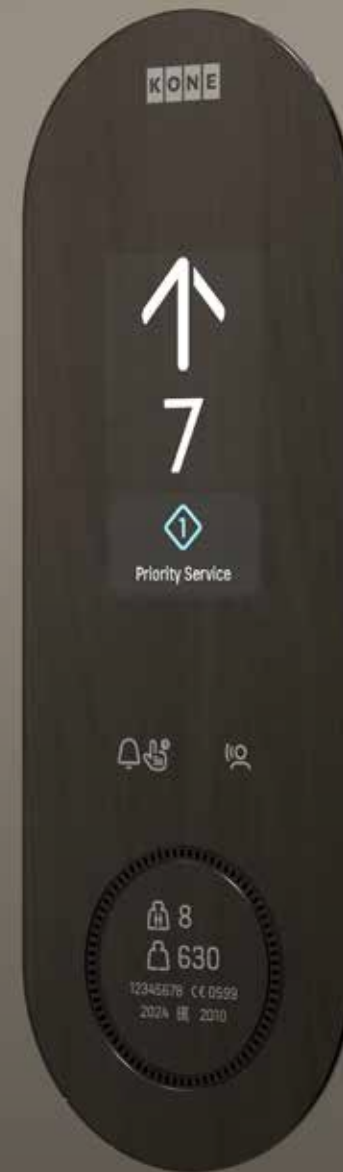
KONE Interact 20

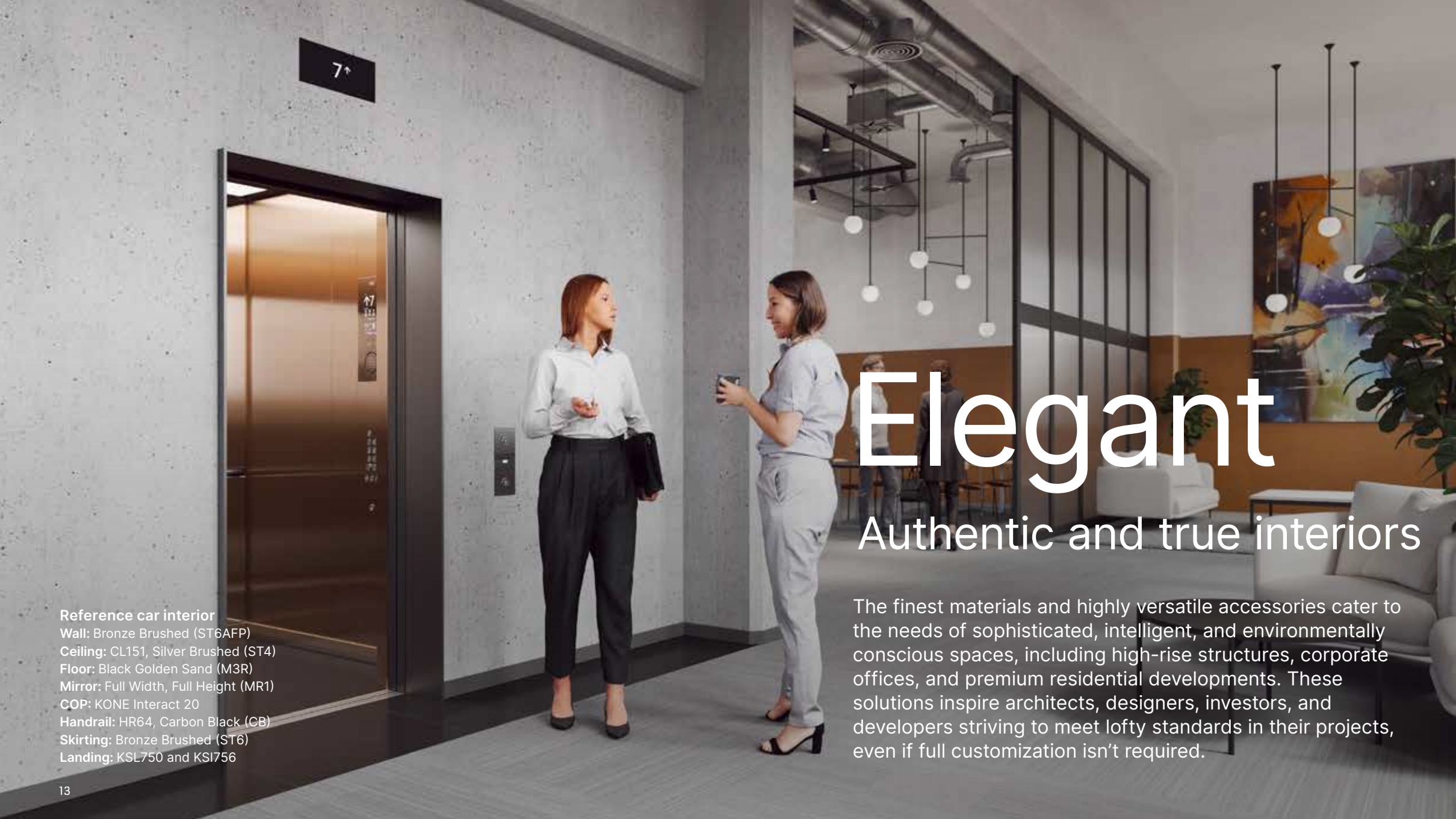
Our versatile, modern user interface device range has everything you need to ensure clear guidance and make elevators as easy as possible for people to use.

Note:

* KONE Interact COPs can be delivered with KONE Interact, KDS330 or KDS220 landing devices

-  Upgrade option
-  Nordic Swan Ecolabel
-  LEED/BREEAM





7↑

Elegant

Authentic and true interiors

Reference car interior

- Wall: Bronze Brushed (ST6AFP)
- Ceiling: CL151, Silver Brushed (ST4)
- Floor: Black Golden Sand (M3R)
- Mirror: Full Width, Full Height (MR1)
- COP: KONE Interact 20
- Handrail: HR64, Carbon Black (CB)
- Skirting: Bronze Brushed (ST6)
- Landing: KSL750 and KSI756

The finest materials and highly versatile accessories cater to the needs of sophisticated, intelligent, and environmentally conscious spaces, including high-rise structures, corporate offices, and premium residential developments. These solutions inspire architects, designers, investors, and developers striving to meet lofty standards in their projects, even if full customization isn't required.

Walls

Brushed stainless steel



ST2
Gold brushed
🔗



ST5P
Mocha Bronze
🔗



ST6
Bronze brushed
🔗



ST7P
Titanium Black
🔗



ST8**
Champagne Gold
brushed
🔗

UPGRADE OPTION

Brushed stainless steel




ST2AFP**
Gold brushed
(anti-fingerprint)
🔗 🔄



ST5AFP**
Copper brushed
(anti-fingerprint)
🔗 🔄




ST6 AFP**
Bronze brushed
(anti-fingerprint)
🔗 🔄



CB AFP
Carbon Black
brushed
(anti-fingerprint)
🔗 🔄

UPGRADE OPTION

Satin stainless steel



MP4
Copper mirror
🔗




MP5
Carbon Black mirror
🔗



MP6AFP
Silver with
anti-fingerprint
coating
🔗 🔄 🔄



MP8AFP
Carbon Black with
anti-fingerprint
coating
🔗 🔄 🔄



MP9AFP
Copper with
anti-fingerprint
coating
🔗 🔄 🔄



Note:


- 🔗 Upgrade option
- 🔄 Nordic Swan Ecolabel
- LEED/BREEAM
- * Not available on base / mid / high duty doors
- ** Not available on KES 800

Doors

Brushed stainless steel



ST2
Gold brushed



ST5P
Mocha Bronze



ST6
Bronze brushed



ST7P
Titanium Black



ST8**
Champagne Gold
brushed

UPGRADE OPTION


Brushed stainless steel



ST2AFP**
Gold brushed
(anti-fingerprint)



ST5AFP**
Copper brushed
(anti-fingerprint)



ST6 AFP**
Bronze brushed
(anti-fingerprint)



CB AFP
Carbon Black
brushed
(anti-fingerprint)

Mirror-polished stainless steel




MP4 **
Copper mirror



MP5 **
Carbon Black mirror

UPGRADE OPTION


Satin stainless steel*



MP6AFP
Silver with
anti-fingerprint
coating



MP8AFP
Carbon Black with
anti-fingerprint
coating



MP9AFP
Copper with
anti-fingerprint
coating

Floors

Real marble



N1R
Castle Gray stone



N2R
Dark Emperor
stone

UPGRADE OPTION

Real granite



M3R / M3H
Black Golden Sand
stone

Note:

- Upgrade option
- Nordic Swan Ecolabel
- LEED/BREEAM

* Not available on base / mid / high duty doors

** Not available on KES 800

Ceilings


Luminous lighting



CL151
Lighting: LED panel
Finish: ST4, MP2









Direct & indirect lighting



CL181
Lighting: LED stripe, wall washer lighting
Finish: MP1, MP2

Ceiling finishes

-  Silver AISI304 (ST4) 
-  Silver Mirror (MP1) 
-  Golden (MP2) 

Handrails














HR61
Colored stainless steel

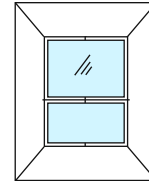


HR64 (EN81-70)
Colored stainless steel

Handrail finishes

-  Gold brushed (ST2) 
-  Copper brushed (ST5) 
-  Bronze brushed (ST6) 
-  Champagne Gold brushed (ST8) 
-  Carbon Black brushed (ST7) 
-  Painted Carbon Black  anti-bacterial treatment (P70)

Mirrors



MR1
Full width
Full height

Skirtings



ST2
Gold 



ST5
Copper 




ST6
Bronze 





ST7
Carbon Black 



ST8
Champagne Gold 

Note:

-  Upgrade option
-  LEED/BREEAM

KONE Interact 20

Car operating panel (COP)

Faceplate finishing

- Carbon Black (CB) [U](#) [P](#)

Mounting type

COP: Flush
Button: Surface mounted

COP display



10.1" Smart TFT

COP lens



KONE Interact 20

Magic Mirror, round

Magic Mirror, rectangular

KDS 330* – Built for today, ready for tomorrow

Car operating panel (COP)



Swing COP

Wide COP

FH COP

Touchless COP [U](#)

Touch COP [U](#)

Note:

* Can only be mixed with KSS 700 landing device

- [U](#) Upgrade option
- [P](#) LEED/BREEAM

Faceplate finishes

- Silver (ST4AFP) [P](#)
- Silver Mirror (MP1) [P](#)
- Gold (ST2AFP) [U](#) [P](#)
- Copper (ST5AFP) [U](#) [P](#)
- Bronze (ST6AFP) [U](#) [P](#)
- Champagne (ST8) [U](#) [P](#)
- Carbon black (CB AFP) [U](#) [P](#)

Mounting type

COP: flush
Button: flush or surface

Other options

Button shape: square or round
Button material: tempered glass or stainless steel

COP Display



5,7" scrolling dot matrix



5,7" LCD



Full graphic 7" [U](#)



9" LCD [U](#)

Landing user interface (surface mounted)

Landing call stations



KONE Interact 20

Hall display



KONE Interact 20

Finishes

- Carbon Black (CB) [U](#) [LEED/BREEAM](#)

Landing user interface (surface or flush mounted)

Landing call stations

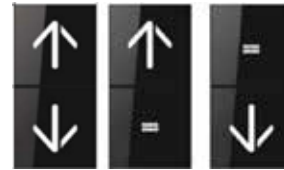


KSL 750

Hall displays



KSI 756



KSH 750



KSI 753



KSA 753

Finishes

- Silver (ST4AFP) [LEED/BREEAM](#)
- Silver Mirror (MP1) [LEED/BREEAM](#)
- Gold (ST2AFP) [U](#) [LEED/BREEAM](#)
- Copper (ST5AFP) [U](#) [LEED/BREEAM](#)
- Bronze (ST6AFP) [U](#) [LEED/BREEAM](#)
- Champagne (ST8) [U](#) [LEED/BREEAM](#)
- Carbon black (CB AFP) [U](#) [LEED/BREEAM](#)

Note:

- [U](#) Upgrade option
- [LEED/BREEAM](#)

Mix & match

Customized to your needs

Couldn't find what you're looking for in one range? Don't worry, you're still free to mix & match materials and accessories freely.

Build smarter

Take advantage of our new planning tools to help you save time, make the right decisions, and plan your elevator car interior down to the very last detail.

Scan the QR code to
try the KONE Studio

[www.kone.com/\[UPDATE URL & QR CODE\]](http://www.kone.com/[UPDATE URL & QR CODE])



Personalized journeys

From intuitive touchpoints to dynamic guidance, every interaction is designed to impress and simplify passenger flow.





Car operating panel (COP)

COP



KONE Interact 20

Faceplate finishes

-  Asturias Satin (F)
-  Carbon Black (CB)

Mounting type

COP: flush

COP Display



10.1" Smart TFT

COP lens



Black, round



Black, rectangular

UPGRADE OPTION

COP lens



Magic Mirror, round



Magic Mirror, rectangular



Available from July 2026

COP



KSC 837


Faceplate finishes

-  Asturias Satin (F)
-  Murano Mirror (H)
-  Carbon Black (CB)
-  Copper Gold (CG)

Mounting type

COP: flush

COP Display



10.1" Smart TFT


Jamb-mounted destination indicators (JM DIN)



KSJ 853



KSJ 863

Note:  Upgrade option

Destination operating panel (DOP)



Frame material
Aluminum

Finishing
Deep black



KONE Interact 30
10.1"

KONE Interact 30
10.1"

Frame material
Polycarbonate

Finishing
Deep black
Light silver
Bronze

Mounting
Surface mounted
Flush mounted
Tilted
Tilted pedestal



KSP 1028
DOP 7"



KSP 1068
DOP 10.1"

Frame material
Aluminum

Finishing
Deep black
Light silver

Mounting
Surface mounted
Pedestal



Pedestal



Note:

Upgrade option

Destination guide



KST 1068 Single



KST 1078 Dual



Elevator identifiers (EID)



KST 850,
Passive



KST 860,
Active



KST 830,
Passive



KST 840,
Active



KST 880,
Passive



KST 890,
Active

Elevator guide



Turnstiles

KONE Lane



Destination Guidance Display (DGD)



KSG 847
DGD 3rd party module

A man and a young girl are smiling and looking upwards in a digital experience car. The background is dark with falling confetti in shades of blue and purple. The man is wearing a grey blazer over a brown turtleneck, and the girl is wearing a dark top. The overall atmosphere is vibrant and immersive.

KONE Digital Experience Cars

Sometimes the elevator ride
is more than the destination

Enter a whole new world of multi-sensory experiences. With dynamic sound, vivid colors, and immersive themes, the KONE Digital Experience Car can be tailored to capture your attention or sooth your senses – create a unique journey for people in your building.



A window of opportunity

KONE Scenic elevator solutions combine proven technology and inspiring car designs to create elevators that are attractive and spacious, and which give you the opportunity to showcase your building.

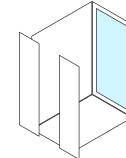
Scenic elevators include glass car walls and glass hoistway, and are used in a wide variety of environments, from office buildings, hotels, and retail centers to transportation hubs and cruise ships.

Walls

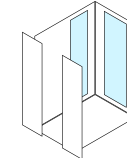
Transparent glass



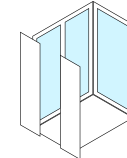
TW1
Glass



Glass back wall



Full-height, partial-width glass windows



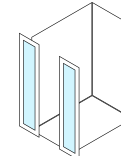
Seamless full height glass car

Doors

Transparent glass



TW1
Glass



Glass door with a frame

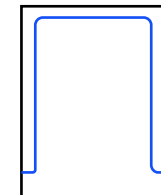
Handrails



HR81 – HR81TR (EN81-70)
Silver ST4
Gold ST2

Handrail finishes

- Silver brushed (ST4)
- Gold brushed (ST2)



HR81TR is a continuous version

Note:
 LEED/BREEAM



When nothing but highest durability matters

In the realm of demanding environments, where durability is paramount and usage is intense, the necessity for the most hard-wearing materials and accessories becomes indisputable.

Walls

Corrosion resistant steel



A
Acid Proof
(AISI316)
🔗




ST4
Silver stainless steel
AISI304
🔗

Doors


Corrosion resistant steel



ST4 / ST4LH**
Silver stainless steel
AISI304
🔗



F1*
Stainless steel
AISI304
🔗



A*
Acid Proof
AISI316
🔗

Floors

Tear plate



AL
Aluminium
🔗



SS *
Stainless steel
🔗



FE
Zinc coated steel
🔗

Ceilings

Vandal resistant (EN81-71 compliant)



CL80V
Silver brushed stainless steel (ST4)
🔗



CL96V
Silver brushed stainless steel (ST4)
🔗

Ceiling finishes



Silver brushed (ST4) 🔗

Note:

- 🔗 LEED/BREEAM
- * Not available on base / mid / high duty doors
- ** Not available on KES 800

Skirtings

Corrosion resistant



ST4
Silver stainless steel
(AISI304)

Buffer rails



BR1
ST4 Silver brushed stainless steel



BR1
Light wood

KSS 140 – Vandal resistant

COP



KSC 143PH
(Partial height)
KSC 143FH
(Full height)

Faceplate finishes

- Asturias Satin (F)
- Scottish Quad (K)

Mounting type

COP: flush
Button: surface


Landing devices



KSI 143



KSL 140



KSH 150

Note:
 LEED/BREEAM

A stylish, vandal resistant elevator signalization

VKONE KSS 140

A durable, impact-resistant, scratch-resistant, and burn-resistant signal system, with devices that are splash-resistant and easy to clean (IPX3). The robust yet attractive design makes it ideal for use in public transport, airports, public buildings, residential areas, and office or retail elevators

Accessibility for everyone

Our solutions are designed to improve accessibility within buildings for all users. When moving in and between buildings, even the smallest changes can greatly improve convenience.

Mirrors



Wide Angle Mirror

Tenant directory



Installation: Horizontal or vertical
Sizes: A3 or A4

Media screen



15" LCD display Surface mounted



KONE provides innovative and eco-efficient solutions for elevators, escalators, automatic building doors and the systems that integrate them with today's intelligent buildings. We support our customers every step of the way: from design, manufacturing and installation to maintenance and modernization. KONE is a global leader in managing the smooth flow of people and goods throughout buildings. This makes us a reliable partner throughout the life cycle of buildings. We are fast, flexible, and we have a well-deserved reputation as a technology leader, with such innovations as KONE 24/7 Connected Services and KONE UltraRope®. KONE employs over 63,000 dedicated experts to serve you globally and locally.

KONE Corporation

Corporate offices

Keilasatama 3
P.O. Box 7
Espoo, 02150
Finland

Tel.: +358 (0)204 75 1
Fax: +358 (0)204 75 4496

Business Identity Code: 1927400-1

This publication is for general informational purposes only and we reserve the right at any time to alter the product design and specifications. No statement this publication contains shall be construed as a warranty or condition, express or implied, as to any product, its fitness for any particular purpose, merchantability, quality or representation of the terms of any purchase agreement. Minor differences between printed and actual colors may exist. KONE MonoSpace® DX, KONE EcoDisc® and People Flow® are registered trademarks of KONE Corporation. Copyright © 2026 KONE Corporation.

www.kone.com

1001-3/2026

**Dedicated to
People Flow™**